

Fast Facts

2018

Australia's sheepmeat industry

At the time of publication, figures included in this document were the most up to date available but may be subject to revision.

Flock facts and figures:

- The Australian sheep flock was 72.1 million head¹ at 30 June 2017
- There were 39.9 million breeding ewes aged one-year and over as at 30 June 2017 (ABS Agricultural Commodities 2016–17).
- There were 31,796 agricultural businesses with sheep and lambs as at June 2017 (ABS Agricultural Commodities 2016–17).

People in the industry:

- In 2016–17, the Australian red meat and livestock industry directly employed just over 191,800 people (Ernst & Young, IBISWorld).

How much is produced?

- In 2017–18, Australia produced almost 532,000 tonnes carcass weight (cwt) of lamb and 204,000 tonnes cwt of mutton (ABS).

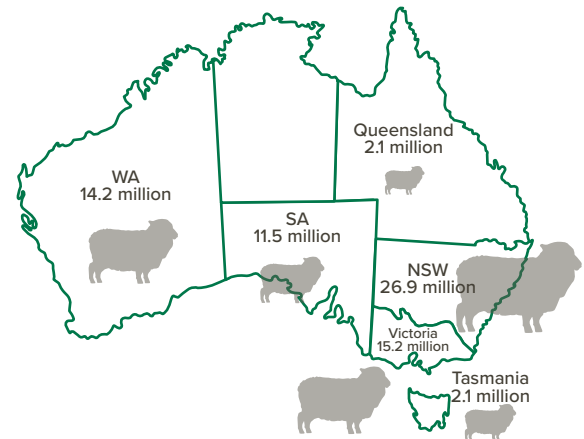
What is the value of production

- The gross value of Australian lamb and mutton production (including live exports) in 2017–18 was estimated at \$4.3 billion (ABARES Agricultural Commodities June 2018).
- Lamb and mutton production (including live exports) contributed 7% to the total farm value of \$60.5 billion estimated in 2017–18 (ABARES Agricultural Commodities June 2018).

Domestic value and consumption:

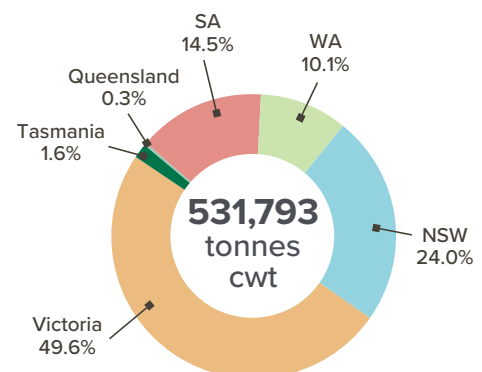
- Domestic expenditure was estimated at around \$2.2 billion on lamb and \$47 million on mutton in 2017–18 (ABS, MLA estimate).
- Australians ate just over 8kg of lamb and around 0.3kg of mutton per person in 2017–18 (ABS, DAWR, MLA estimate²) – among the highest sheepmeat consumption in the world.
- Lamb had a similar value share of retail sales as pork in 2017–18, with 13% share of fresh meat sales (by value), following beef and chicken (Nielsen HomeScan).

National sheep numbers as at June 2017: 72.1 million head



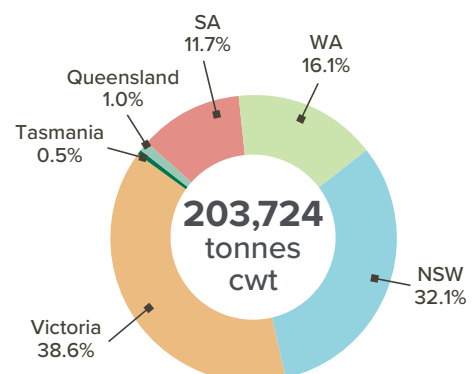
Source: ABS

Australian lamb production



Source: ABS, 2017–18

Australian mutton production



Source: ABS, 2017–18

¹ Please note, in 2015–16 the ABS survey structure changed which removed small farm businesses (estimated value of agricultural operations <\$40,000) from livestock populations. This change has meant some livestock previously included in the survey are now excluded.

² Domestic meat consumption is measured by removing the portion of exports (DAWR data) from total production (ABS data) and assuming the difference is consumed (or at least disappears) domestically. Imports are also added to domestic consumption when present. Per capita consumption is calculated by dividing domestic consumption by ABS population data. Please note that domestic per capita consumption is entirely a supply statistic and does not take account of waste or non-food uses of livestock meat products.

Fast Facts

2018

Australia's sheepmeat industry



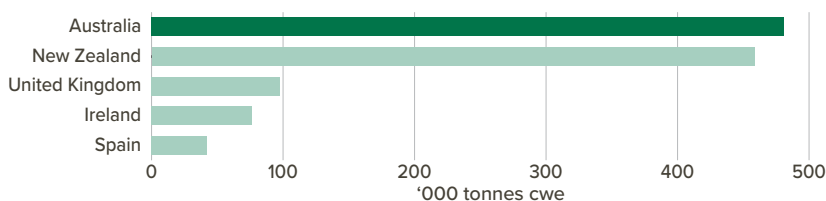
Export value and volume:

- In 2017–18, Australia exported 61% of total Australian lamb production and 96% of total Australian mutton production (DAWR, ABS).
- 269,867 tonnes shipped weight (swt) of lamb and 161,158 tonnes swt of mutton were exported in 2017–18 (DAWR).
- The value of sheepmeat exports in 2017–18 was A\$3.28 billion (IHS Markit, Global Trade Atlas).
- Australian live sheep exports were valued at \$259 million in 2017–18, with 1.9 million head exported (ABS, DAWR).

Australia's place in the world:

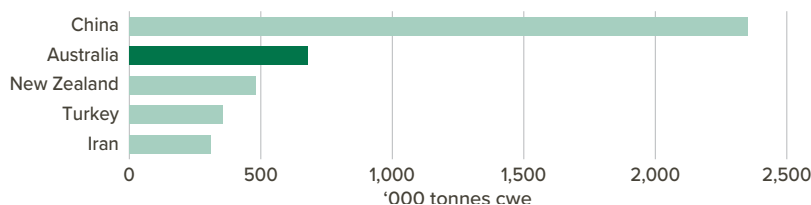
- Australia accounted for around 6% of the global sheep flock, and 7% of global sheepmeat production in 2016 (ABS, FAO).
- Australia was the largest exporter of sheepmeat in the world in 2017 (DAWR, IHS Markit, Global Trade Atlas, Comtrade).
- Australia was the world's 4th largest live sheep exporter in 2016 (DAWR, FAO).

Top five sheepmeat exporting countries



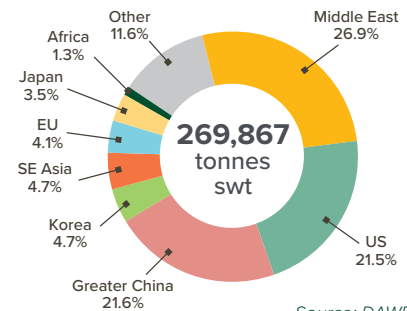
Source: DAWR, IHS Markit, GTA, 2017

Top five sheepmeat producing countries



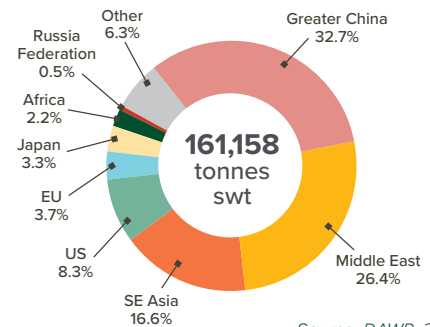
Source: ABS, FAO, latest available data 2016

Australian lamb exports



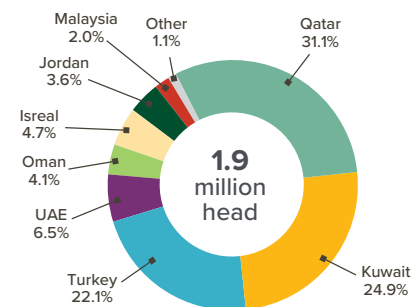
Source: DAWR, 2017–18

Australian mutton exports



Source: DAWR, 2017–18

Australian live sheep exports



Source: DAWR, 2017–18