

# Beef Exports

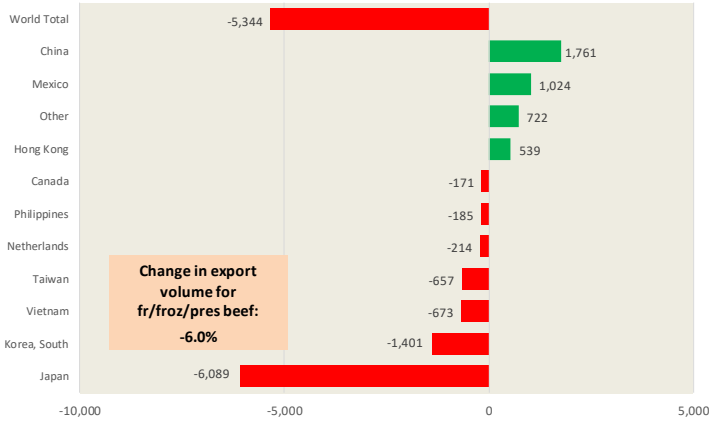
December Update

Data released and report prepared on February 7, 2024

## Y/Y Ch. in Dec. 23 vs. Dec 22 US Beef and Veal Export Volume

Source: USDA/FAS. Analysis by Steiner Consulting

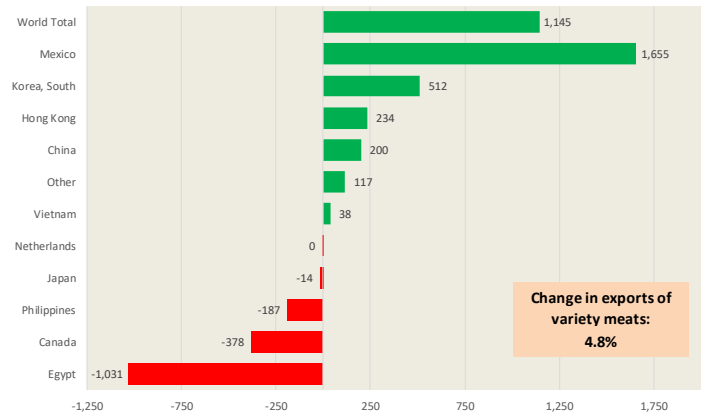
Unit: Metric Ton



## Y/Y Ch. in Dec. 23 vs. Dec 22 US Beef Variety Meat Exports

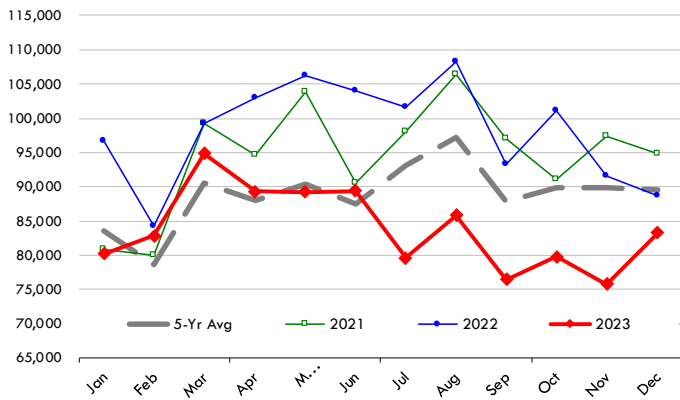
Source: USDA/FAS. Analysis by Steiner Consulting

Unit: Metric Ton



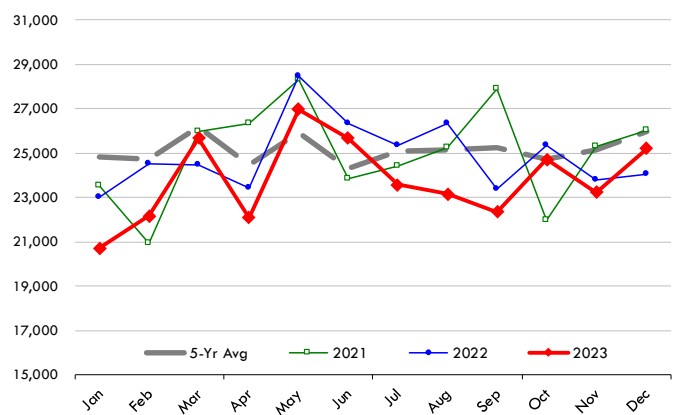
## Quantity of US Exports of Fr/Frz/Pres Beef & Veal: World Total

Source: USDA/FAS. Units: Metric Ton. Analysis by: Steiner Consulting (800.526.4612)



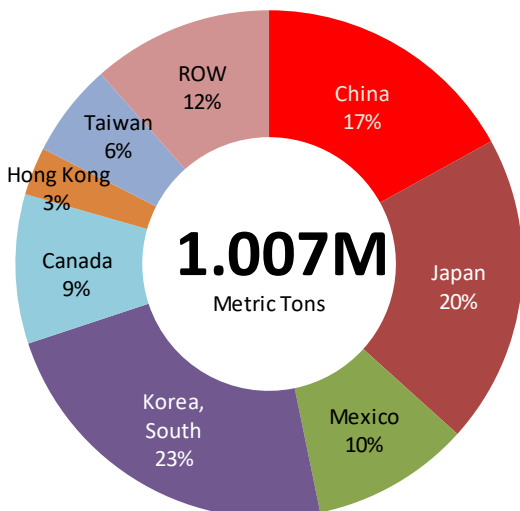
## Quantity of US Exports of Variety Beef: World Total

Source: USDA/FAS. Units: Metric Ton. Analysis by: Steiner Consulting (800.526.4612)



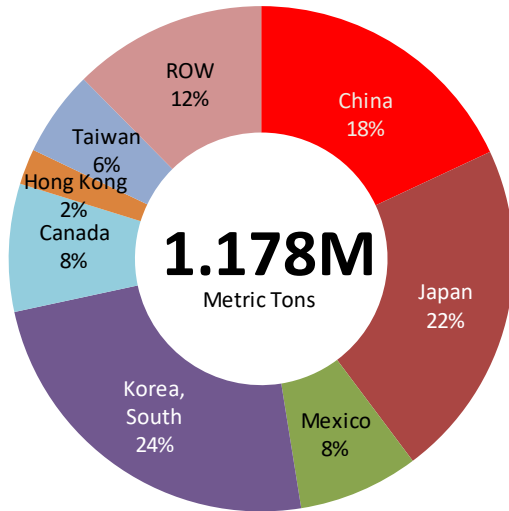
## TOP MARKETS FOR US BEEF IN 2023

Total Volume and Country Shares for Period Jan - Dec 2023, MT



## TOP MARKETS FOR US BEEF IN 2022

Total Volume and Country Shares for Period Jan - Dec 2022, MT

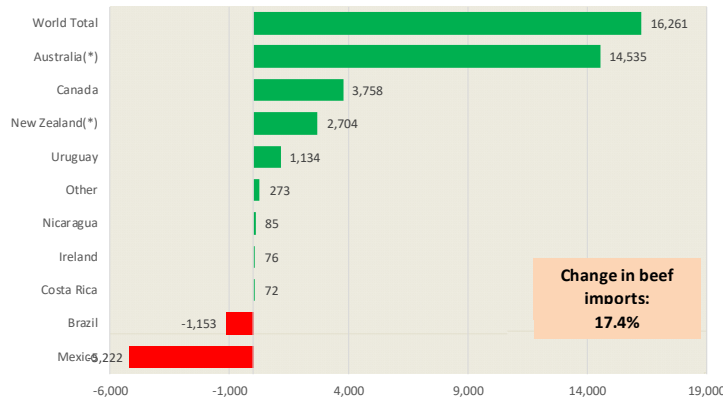


\* ROW = Rest of the World

### Y/Y Ch. in Dec. 23 vs. Dec 22 US Beef and Veal Imports, MT

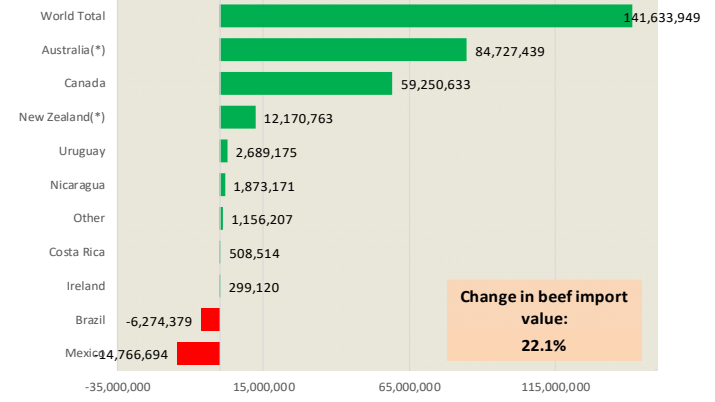
Source: USDA/FAS

Data in MT, Product Weight Basis



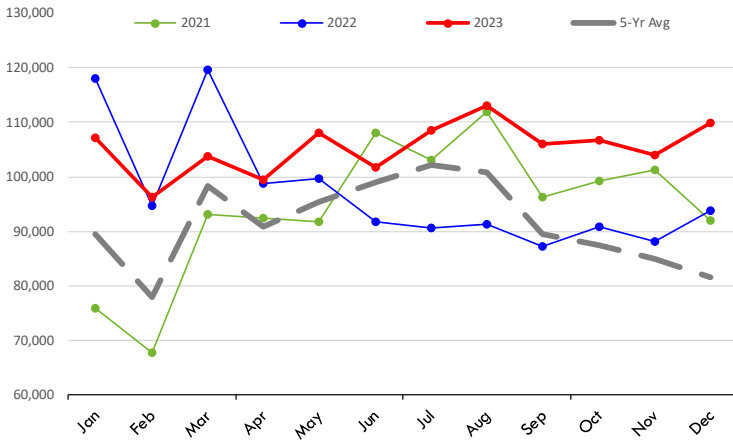
### Y/Y Ch. in Dec. 23 vs. Dec 22 US Beef and Veal Imports, US \$

Source: USDA/FAS



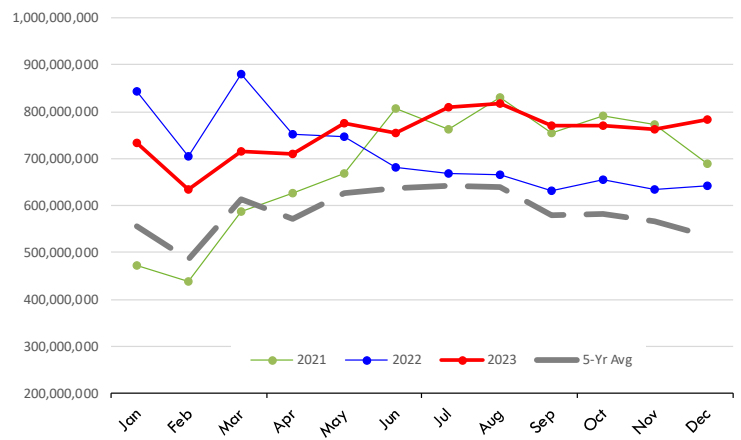
### Quantity of US Imports of Fr/Frz/Pres Beef: World Total

Source: USDA/FAS. Units: Metric Ton. Analysis by: Steiner Consulting (800.526.4612)



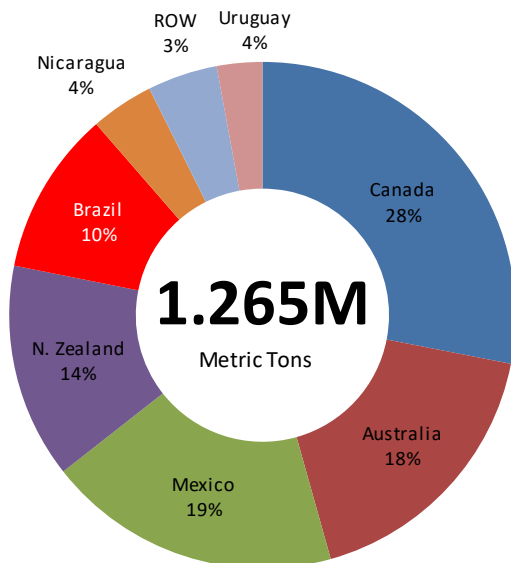
### \$ Value of US Imports of Fr/Frz/Pres Beef: World Total

Source: USDA/FAS. Units: US Dollars. Analysis by: Steiner Consulting (800.526.4612)



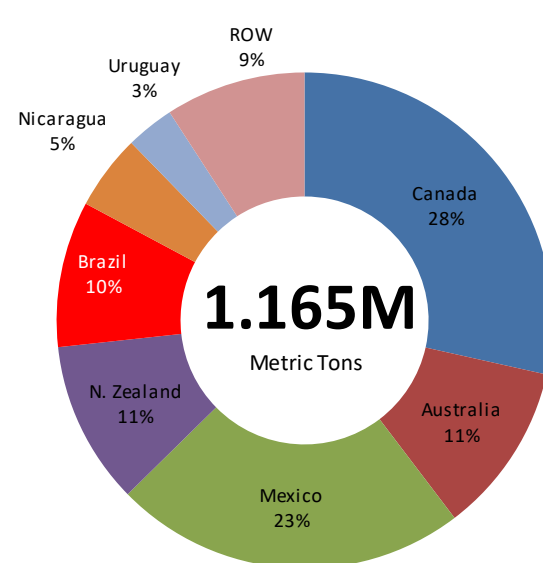
### TOP IMPORTED BEEF SUPPLIERS IN 2023

Total Volume and Country Shares for Period Jan - Dec 2023, MT



### TOP IMPORTED BEEF SUPPLIERS IN 2022

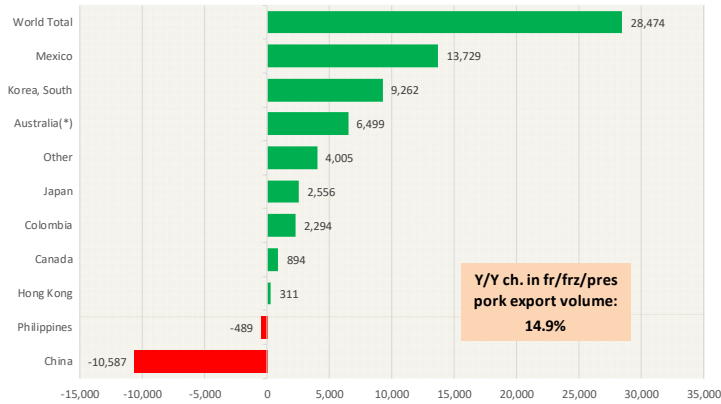
Total Volume and Country Shares for Period Jan - Dec 2022, MT



\* ROW = Rest of the World

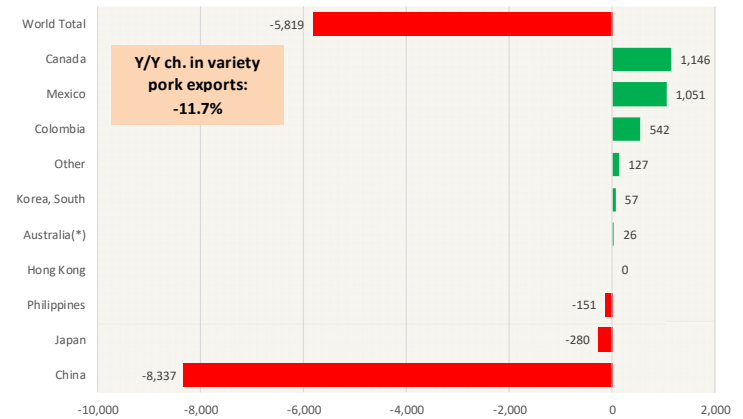
### Y/Y Ch. in Dec. 23 vs. Dec 22 US Fr, Frz & Pres Pork Export Volume

Source: USDA/FAS. Analysis by Steiner Consulting Units: Metric Tons



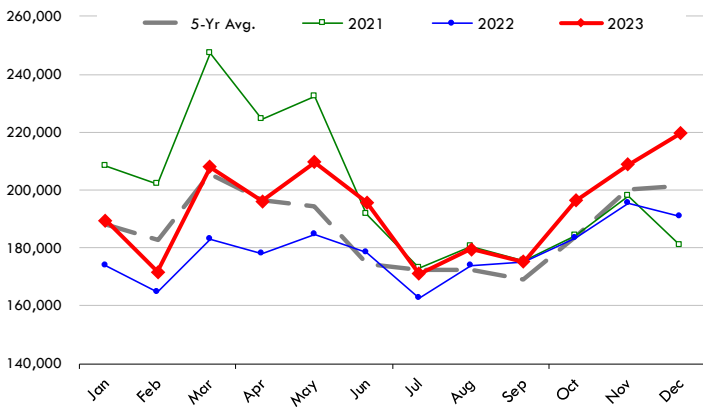
### Y/Y Ch. in Dec. 23 vs. Dec 22 US Pork Variety Meat Exports

Source: USDA/FAS Units: Metric Tons



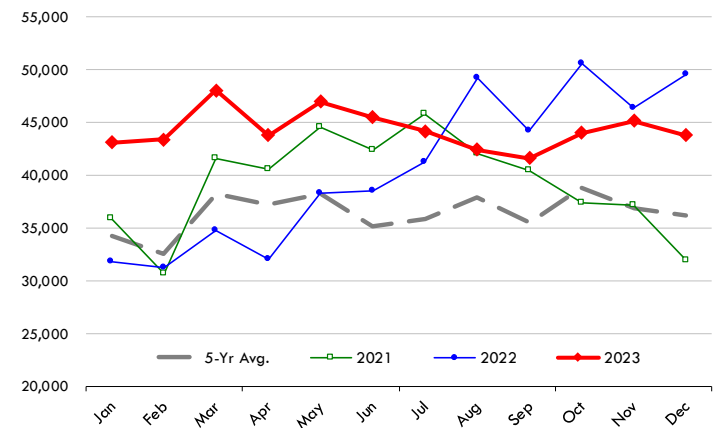
### Quantity of US Exports of Fr/Frz/Cooked Pork: World Total

Source: USDA/FAS. Units: Metric Ton. Analysis by: Steiner Consulting (800.526.4612)



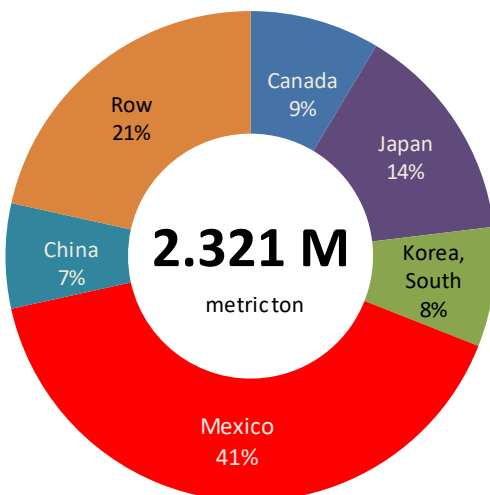
### Quantity of US Exports of Pork Variety Meat: World Total

Source: USDA/FAS. Units: Metric Ton. Analysis by: Steiner Consulting (800.526.4612)



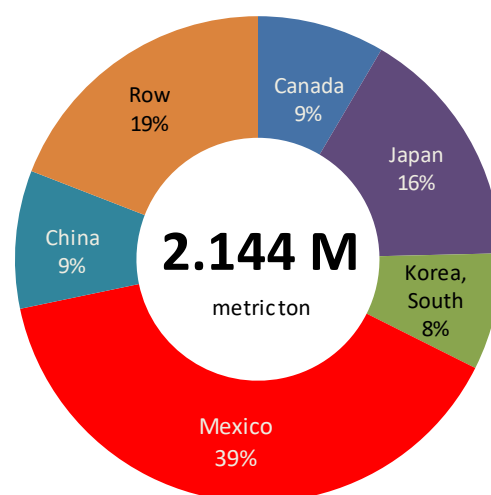
### TOP MARKETS FOR US PORK IN 2023

Total Volume and Country Shares for Period Jan - Dec 2023, MT



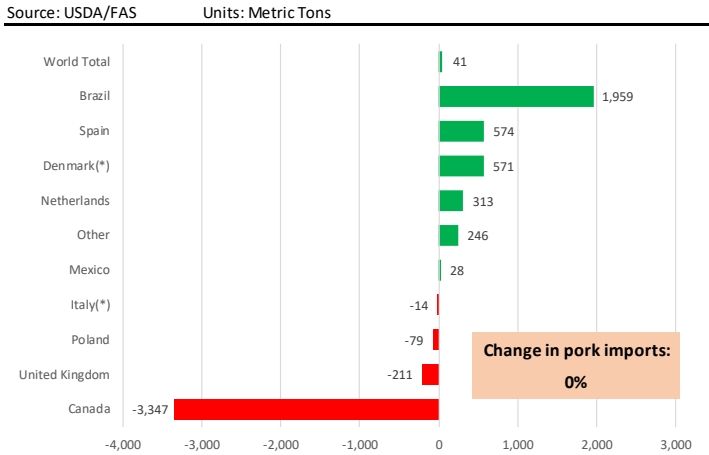
### TOP MARKETS FOR US PORK IN 2022

Total Volume and Country Shares for Period Jan - Dec 2022, MT

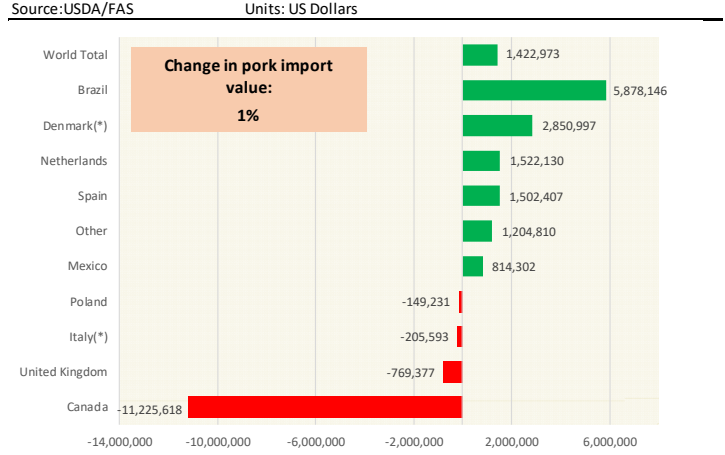


\* ROW = Rest of the World

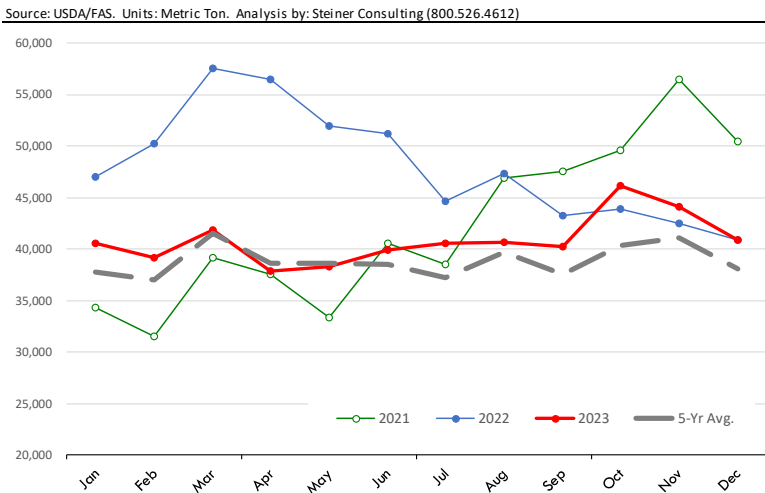
### Y/Y Ch. in Dec. 23 vs. Dec 22 US Pork Imports



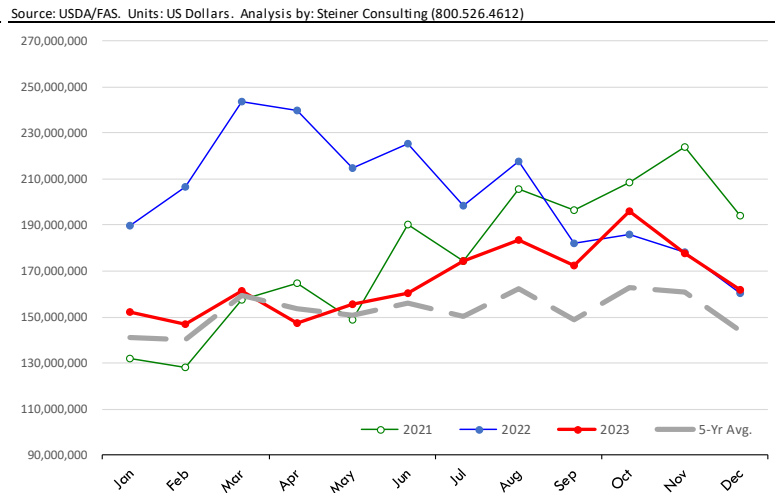
### Y/Y Ch. in Dec. 23 vs. Dec 22 US Pork Imports (\$)



### Quantity of US Imports of Fr/Frz/Cooked Pork: World Total

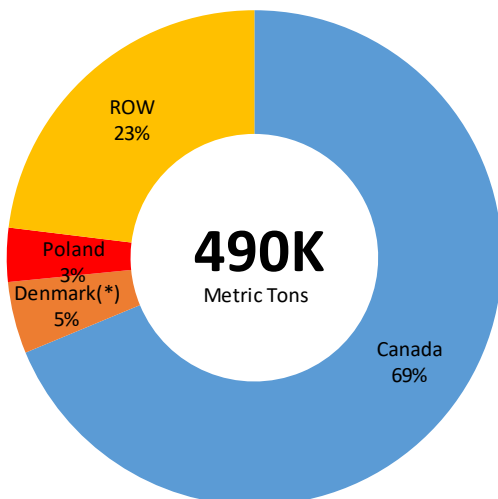


### \$ Value of US Imports of Fr/Frz/Cooked Pork: World Total



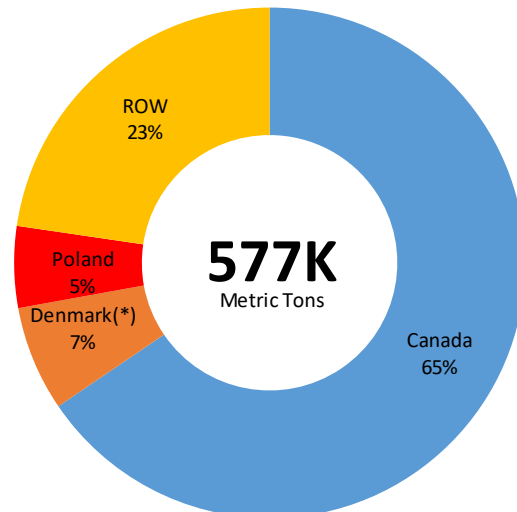
### TOP IMPORT MARKETS FOR US PORK IN 2023

Total Volume and Country Shares for Period Jan - Dec 2023, MT



### TOP IMPORT MARKETS FOR US PORK IN 2022

Total Volume and Country Shares for Period Jan - Dec 2022, MT

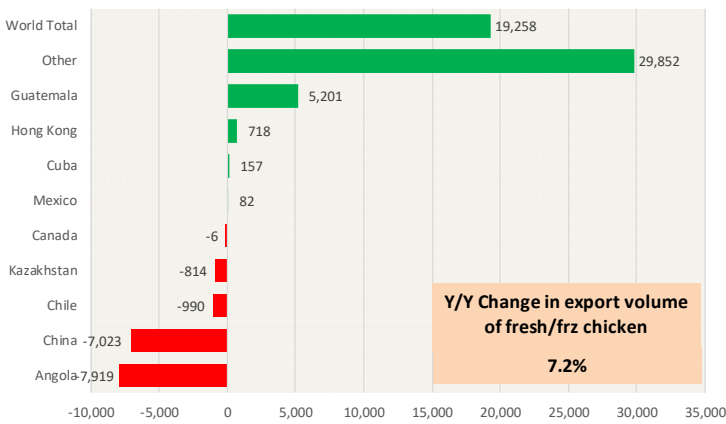


\* ROW = Rest of the World

## Y/Y Ch. in Dec. 23 vs. Dec 22 US Fresh/Frozen Broiler Meat Exports

Source: USDA/FAS. Analysis by Steiner Consulting

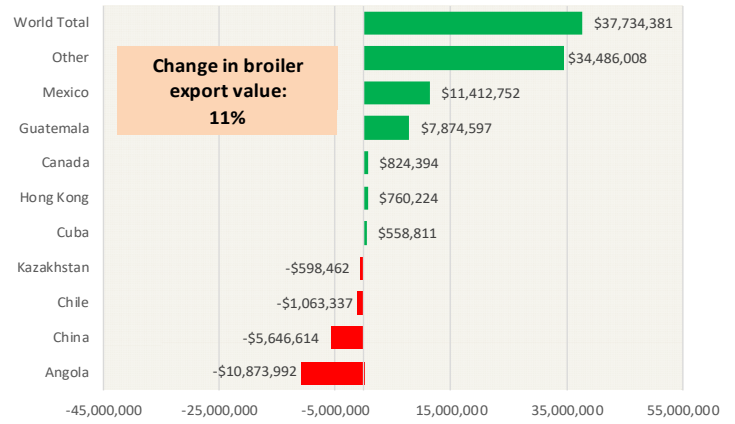
Units: Metric Tons



## Y/Y Ch. in Dec. 23 vs. Dec 22 US Broiler Export Value (\$)

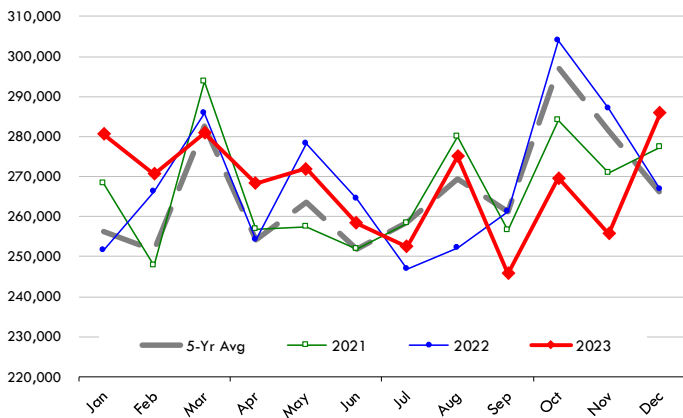
Source: USDA/FAS

Units: US \$



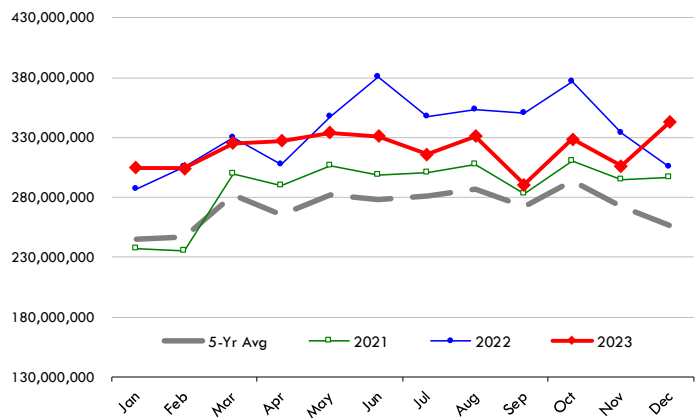
## Quantity of US Exports of Fr/Frz Chicken: World Total

Source: USDA/FAS. Units: Metric Ton. Analysis by: Steiner Consulting (800.526.4612)



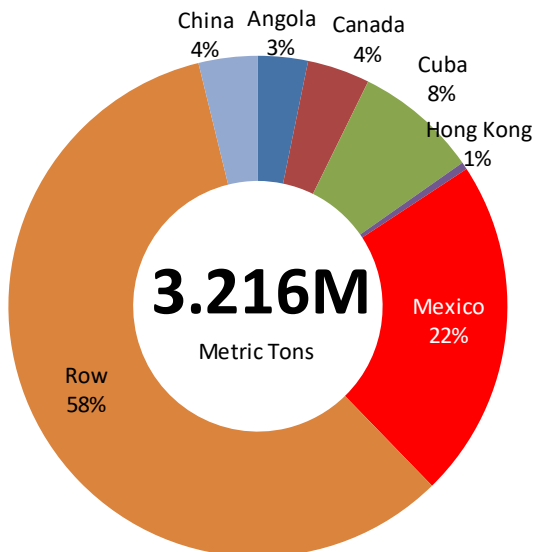
## \$ Value of US Exports of Fr/Frz Chicken: World Total

Source: USDA/FAS. Units: US Dollar. Analysis by: Steiner Consulting (800.526.4612)



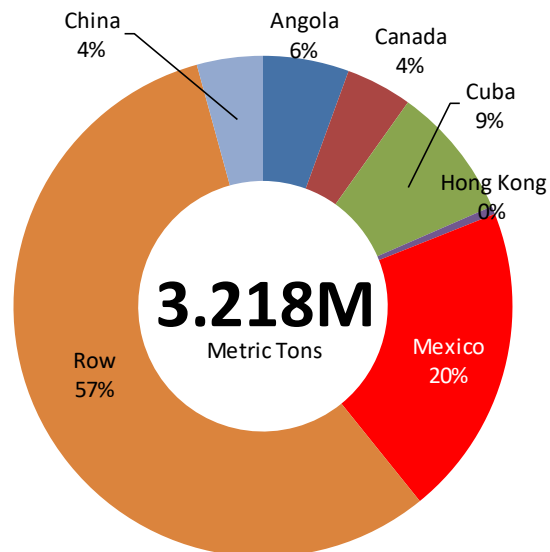
## TOP MARKETS FOR US BROILERS IN 2023

Total Volume and Country Shares for Period Jan - Dec 2023, MT



## TOP MARKETS FOR US BROILERS IN 2022

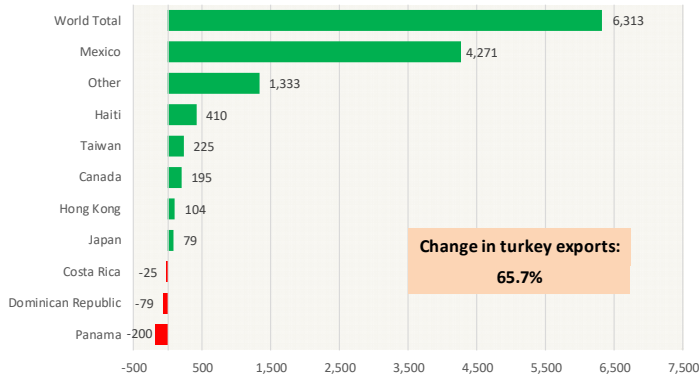
Total Volume and Country Shares for Period Jan - Dec 2022, MT



\* ROW = Rest of the World

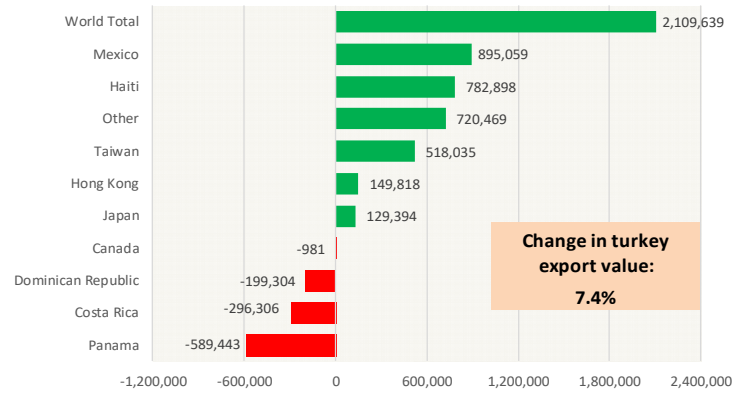
### Y/Y Ch. in Dec. 23 vs. Dec 22 US Turkey Exports

Source: USDA/FAS Units: Metric Tons



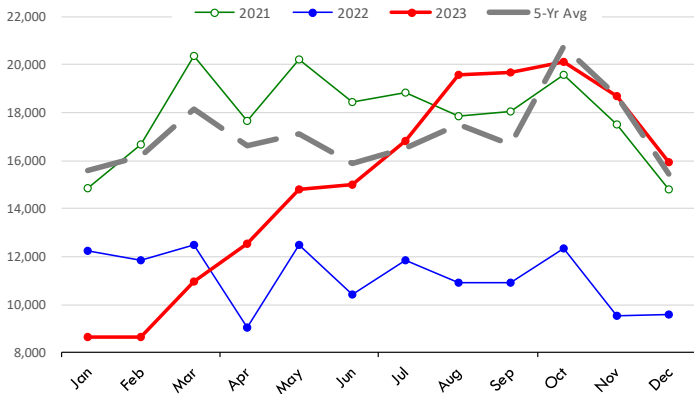
### Y/Y Ch. in Dec. 23 vs. Dec 22 US Turkey Export Value (\$)

Source: USDA/FAS Units: US Dollars



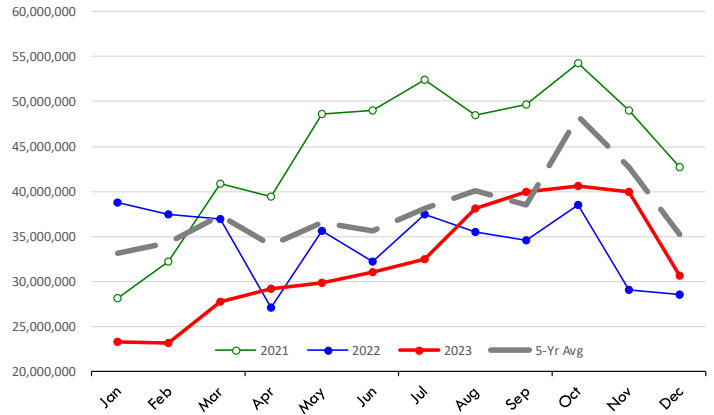
### Quantity of US Exports of Fr/Frz Turkey: World Total

Source: USDA/FAS. Units: Metric Ton. Analysis by: Steiner Consulting (800.526.4612)



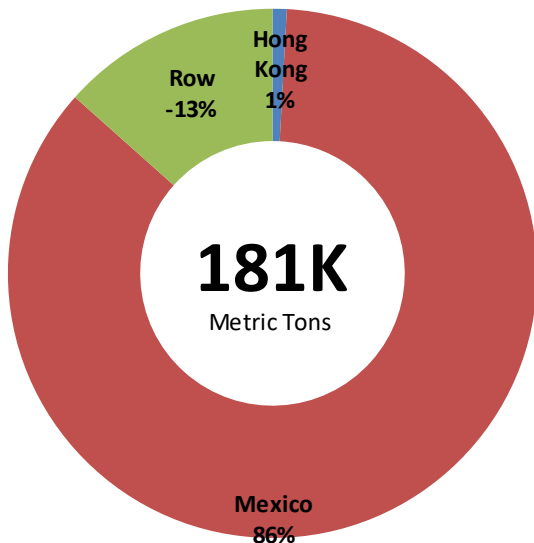
### \$ Value of US Exports of Fr/Frz Turkey Export Value: World Total

Source: USDA/FAS. Units: US Dollars. Analysis by: Steiner Consulting (800.526.4612)



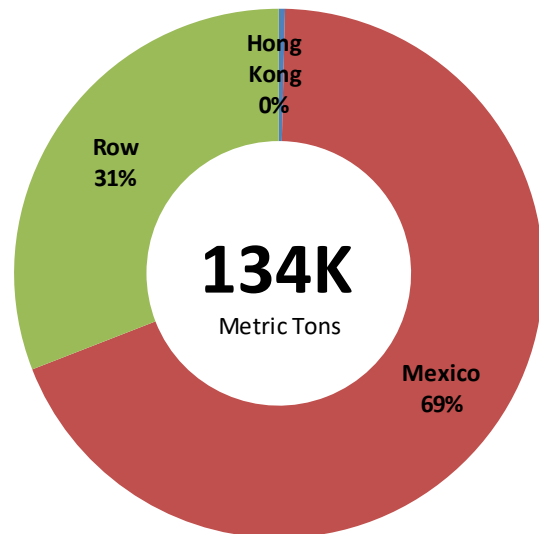
### TOP MARKETS FOR US TURKEY IN 2023

Total Volume and Country Shares for Period Jan - Dec 2023, MT



### TOP MARKETS FOR US TURKEY IN 2022

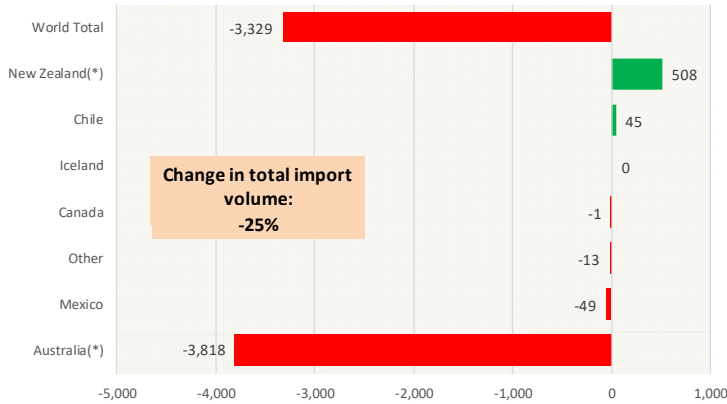
Total Volume and Country Shares for Period Jan - Dec 2022, MT



\* ROW = Rest of the World

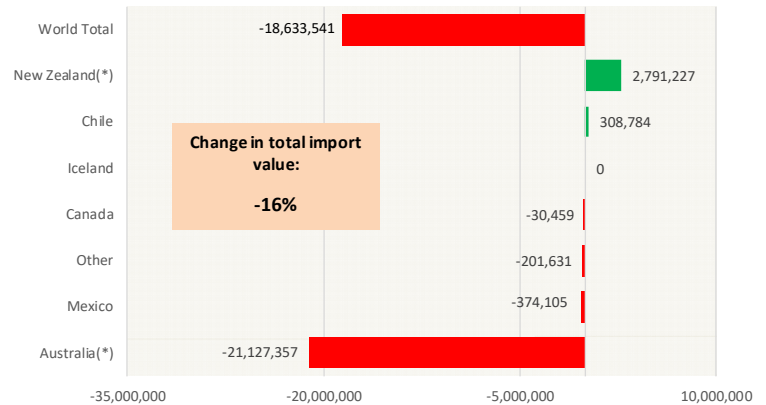
## Y/Y Ch. in Dec. 23 vs. Dec. 22 US Mutton, Goat, Lamb Imports

Source: USDA/FAS Units: Metric Tons



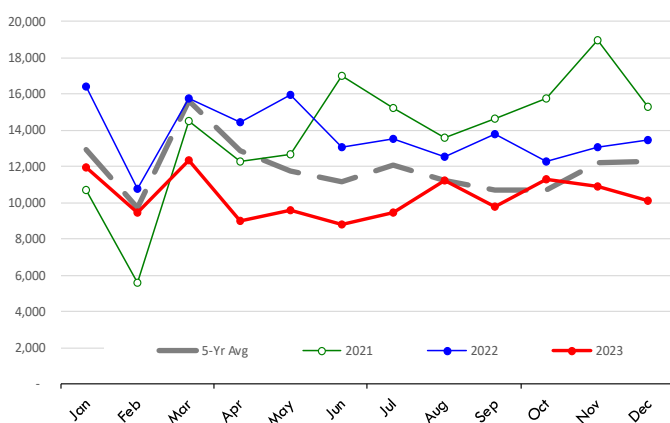
## Y/Y Ch. in Dec. 23 vs. Dec. 22 US Mutton, Goat, Lamb Import Value (\$)

Source: USDA/FAS Units: US Dollars



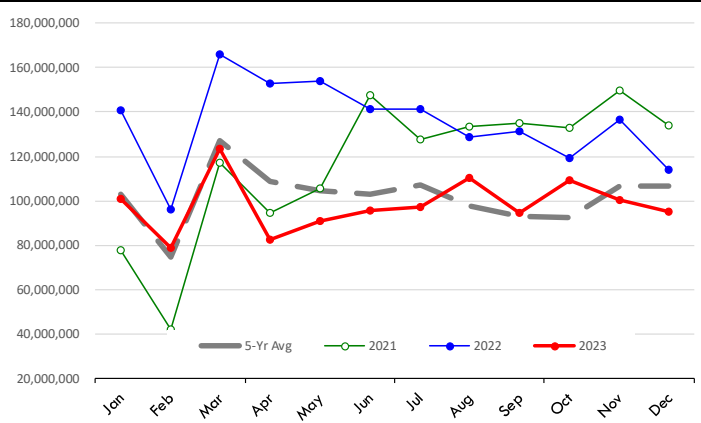
## Quantity of US Imports of Fr/Frz Mutton, Goat, Lamb: World Total

Source: USDA/FAS. Units: Metric Ton. Analysis by: Steiner Consulting (800.526.4612)



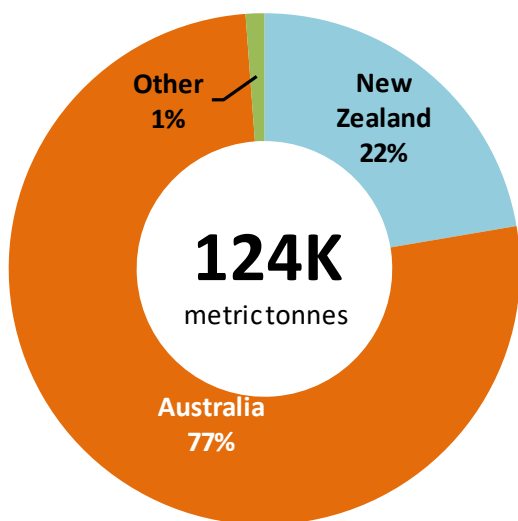
## \$ Value of US Imports of Fr/Frz Mutton, Goat, Lamb: World Total

Source: USDA/FAS. Units: US Dollars. Analysis by: Steiner Consulting (800.526.4612)



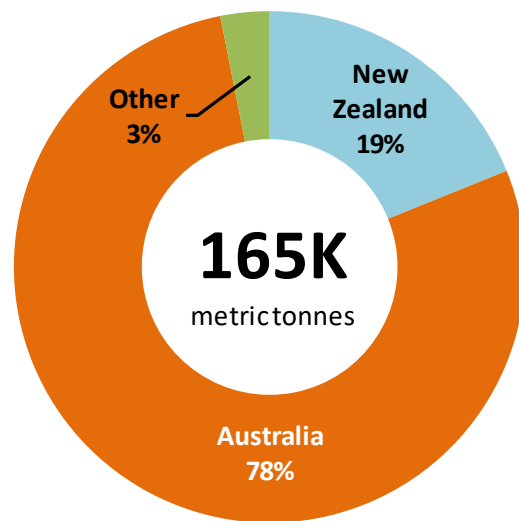
## TOP US LAMB IMPORT MARKETS IN 2023

Total Volume and Country Shares for Period Jan - Dec 2023, MT



## TOP US LAMB IMPORT MARKETS IN 2022

Total Volume and Country Shares for Period Jan - Dec 2022, MT



\* ROW = Rest of the World

\* Data includes Mutton, Goat, and Lamb