

#### 12-months ending June

| Volume<br>(tonnes swt) | Lamb                        |                    | Mutton                      |                    | Total                       |                    |
|------------------------|-----------------------------|--------------------|-----------------------------|--------------------|-----------------------------|--------------------|
|                        | 12-months<br>ending<br>June | Y-O-Y<br>%<br>chg. | 12-months<br>ending<br>June | Y-O-Y<br>%<br>chg. | 12-months<br>ending<br>June | Y-O-Y<br>%<br>chg. |
| Total                  | 67,496                      | 13                 | 86,448                      | 45                 | 153,944                     | 29                 |
| China                  | 60,930                      | 15                 | 80,271                      | 44                 | 141,201                     | 30                 |
| Hong Kong              | 869                         | -64                | 143                         | -3                 | 1,012                       | -60                |
| Taiwan                 | 5,697                       | 35                 | 6,034                       | 48                 | 11,731                      | 42                 |

#### Calendar year-to-June

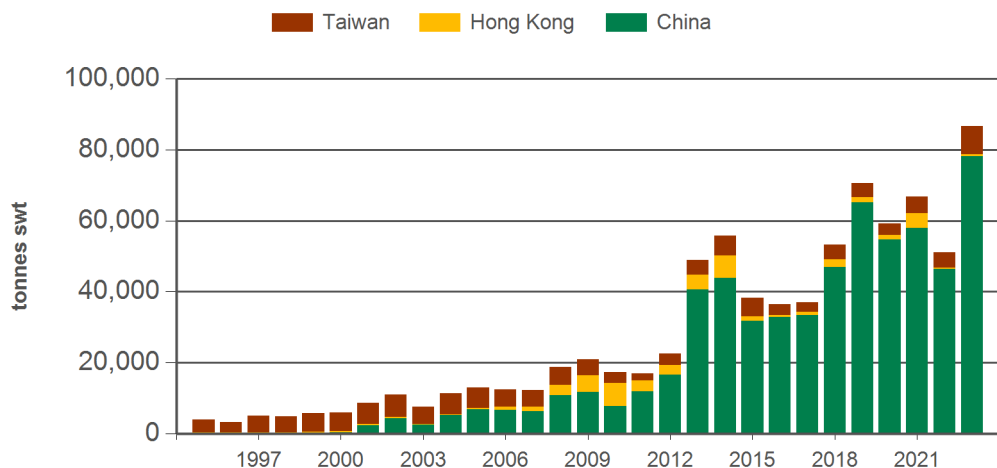
| Lamb        |                    | Mutton      |                    | Total       |                    |
|-------------|--------------------|-------------|--------------------|-------------|--------------------|
| 2023<br>YTD | Y-O-Y<br>%<br>chg. | 2023<br>YTD | Y-O-Y<br>%<br>chg. | 2023<br>YTD | Y-O-Y<br>%<br>chg. |
| 35,703      | 41                 | 50,967      | 97                 | 86,670      | 70                 |
| 31,580      | 39                 | 46,632      | 98                 | 78,213      | 69                 |
| 467         | 55                 | 74          | -10                | 540         | 41                 |
| 3,656       | 69                 | 4,261       | 98                 | 7,917       | 84                 |

#### Month of June

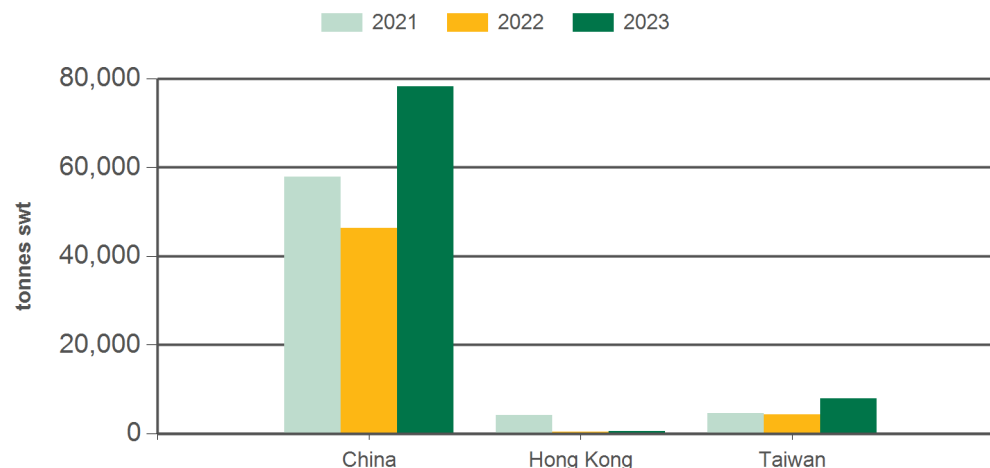
| Lamb         |                    |                    | Mutton       |                    |                    | Total        |                    |                    |
|--------------|--------------------|--------------------|--------------|--------------------|--------------------|--------------|--------------------|--------------------|
| 2023<br>June | M-O-M<br>%<br>chg. | Y-O-Y<br>%<br>chg. | 2023<br>June | M-O-M<br>%<br>chg. | Y-O-Y<br>%<br>chg. | 2023<br>June | M-O-M<br>%<br>chg. | Y-O-Y<br>%<br>chg. |
| 7,233        | -11                | 46                 | 8,757        | -9                 | 165                | 15,990       | -10                | 93                 |
| 6,394        | -11                | 38                 | 8,217        | -5                 | 175                | 14,611       | -8                 | 92                 |
| 49           | -54                | -17                | 25           | 13,57              | -                  | 74           | -31                | 25                 |
| 791          | -7                 | 175                | 515          | -47                | 64                 | 1,306        | -29                | 117                |

Source: DAWR. SWT = Shipped weight. YTD = Calendar year-to-June. Y-O-Y = Year-on-year. M-O-M = Month-on-month. For further information email [globalindustryinsights@mla.com.au](mailto:globalindustryinsights@mla.com.au).

#### Year-to-June sheepmeat exports to Greater China

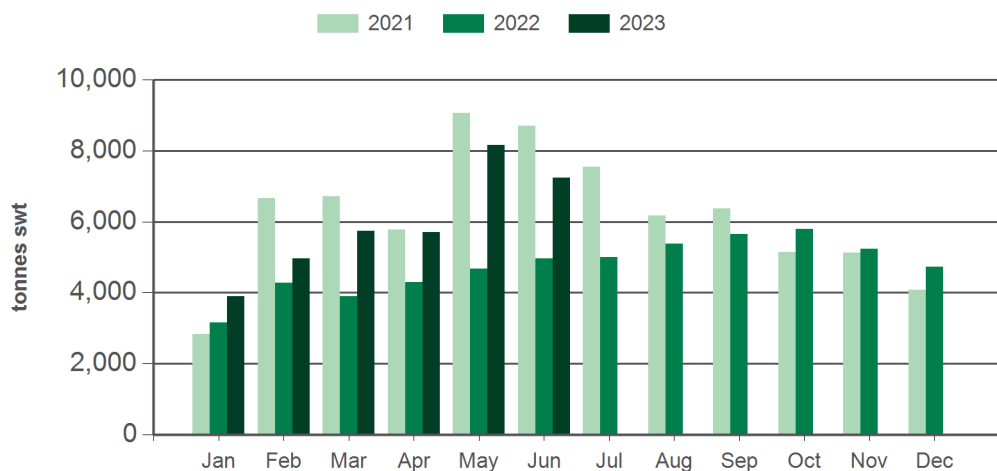


Source: DAWR, Prepared by MLA



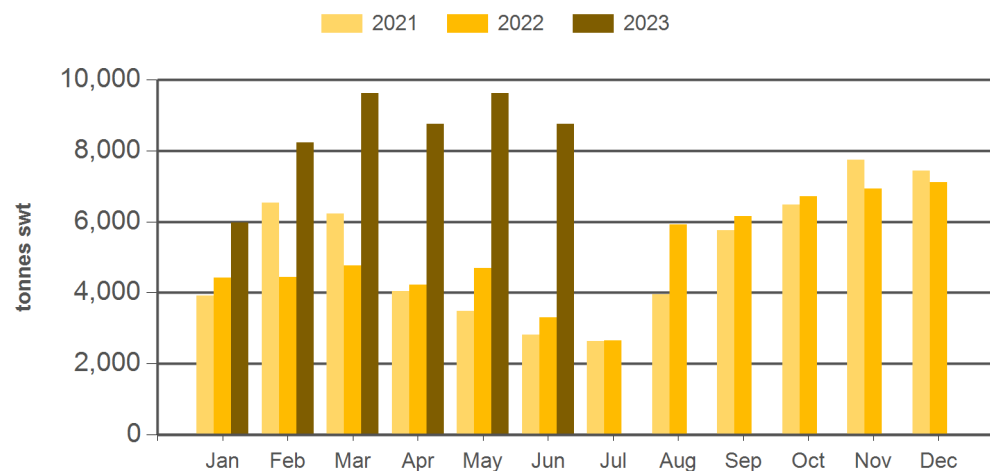
Source: DAWR, Prepared by MLA

#### Monthly lamb exports Greater China



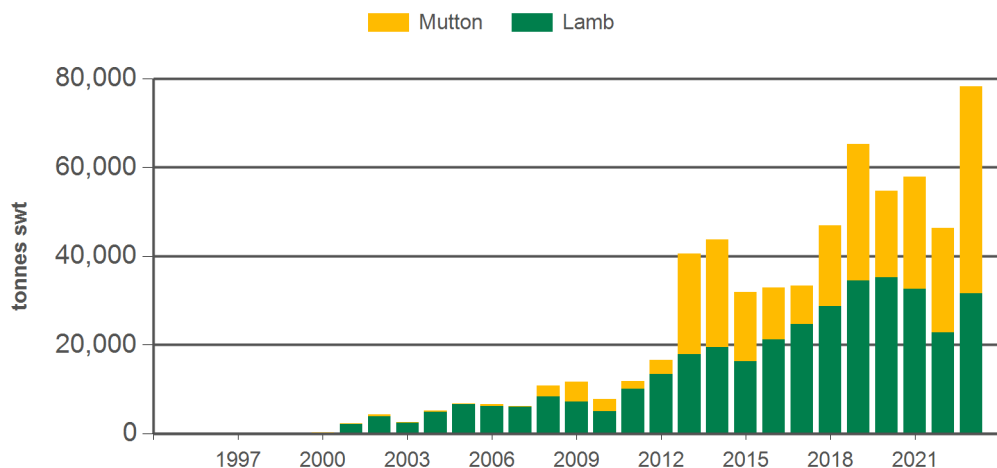
Source: DAWR, Prepared by MLA

#### Monthly mutton exports Greater China



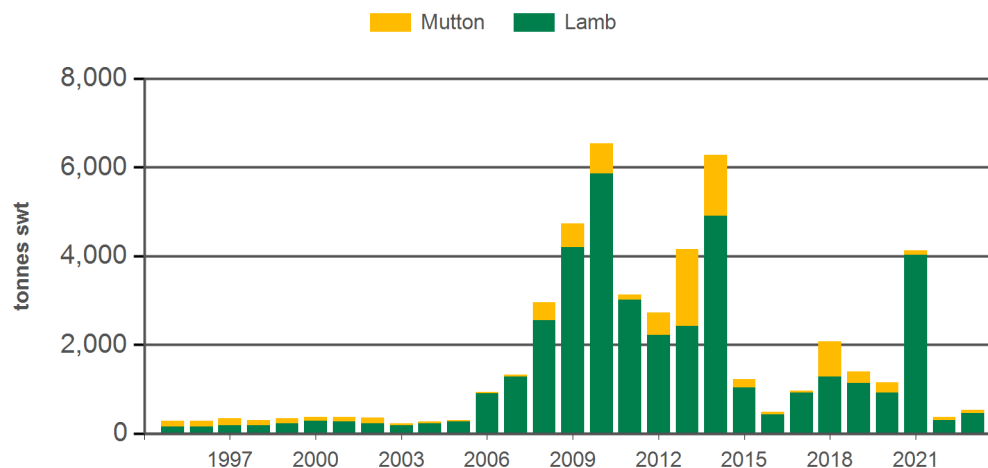
Source: DAWR, Prepared by MLA

#### Year-to-June sheepmeat exports to China



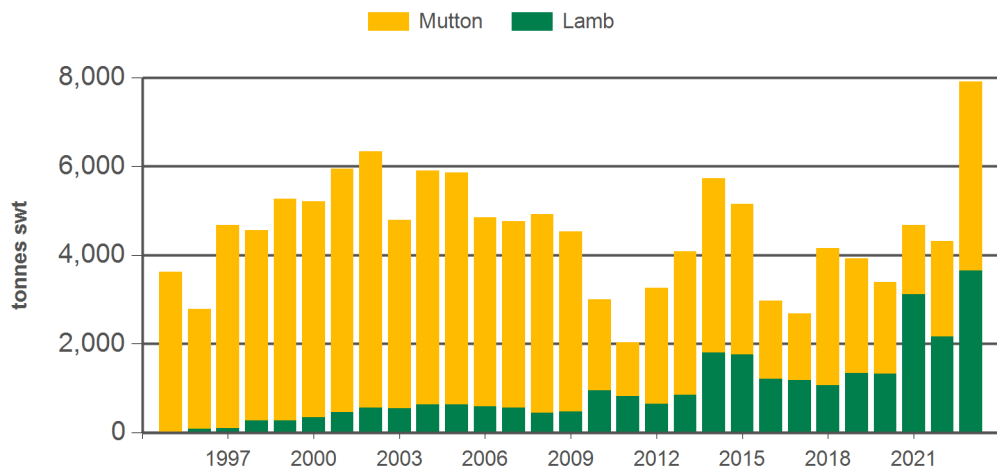
Source: DAWR, Prepared by MLA

#### Year-to-June sheepmeat exports to Hong Kong



Source: DAWR, Prepared by MLA

#### Year-to-June sheepmeat exports to Taiwan



Source: DAWR, Prepared by MLA

#### NEED MORE INFORMATION?



Click here for further prices and market information:  
<http://www.mla.com.au/prices-markets>



To download all historical data, click here to access MLA's statistics database:  
<http://statistics.mla.com.au>



Email [marketinfo@mla.com.au](mailto:marketinfo@mla.com.au) to subscribe to this or any other of MLA's market information reports

#### Historical sheepmeat exports - Calendar year totals

| Volume (tonnes swt) | 2009   | 2010   | 2011   | 2012   | 2013    | 2014    | 2015   | 2016   | 2017   | 2018    | 2019    | 2020    | 2021    | 2022    | 2023 YTD | Y-O-Y % chg. |
|---------------------|--------|--------|--------|--------|---------|---------|--------|--------|--------|---------|---------|---------|---------|---------|----------|--------------|
| Total               | 42,923 | 37,510 | 38,753 | 56,754 | 120,086 | 113,531 | 71,771 | 66,507 | 94,919 | 119,363 | 162,118 | 129,412 | 135,176 | 118,378 | 86,670   | 70           |
| China               | 22,373 | 22,438 | 26,307 | 45,874 | 97,423  | 88,905  | 60,220 | 59,449 | 83,195 | 107,856 | 152,683 | 118,525 | 120,224 | 109,397 | 78,213   | 69           |
| Hong Kong           | 11,378 | 8,875  | 6,675  | 4,399  | 14,180  | 12,970  | 1,879  | 1,264  | 5,932  | 3,467   | 2,400   | 4,833   | 6,304   | 854     | 540      | 41           |
| Taiwan              | 9,172  | 6,188  | 5,770  | 6,482  | 8,483   | 11,656  | 9,672  | 5,793  | 5,792  | 8,039   | 7,034   | 6,054   | 8,647   | 8,126   | 7,917    | 84           |

Source: DAWR. SWT = Shipped weight. YTD = Calendar year-to-June. For further information email [globalindustryinsights@mla.com.au](mailto:globalindustryinsights@mla.com.au).